

Mangaon Taluka Education Society's
Doshi Vakil Arts College and G.C.U.B.
Science & Commerce College,
 Goregaon-Raigad

STUDENTS SATISFACTION SURVEY
(A.Y. 2018-2019)


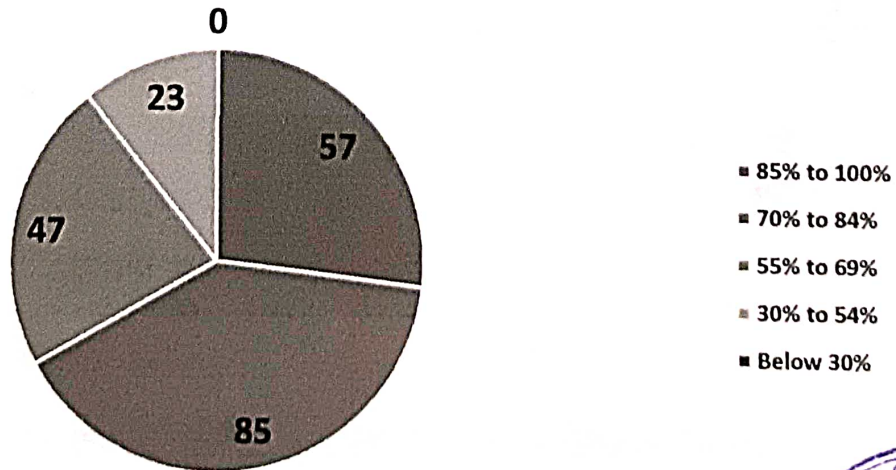
For the NAAC AQAR (2018-19), Students Satisfaction Survey (SSS) was conducted among the students of the college through offline on computer. The questionnaire has been framed based on NAAC guidelines. The result of this survey is based on the response of 212 students. The result of survey is displayed on the college website and it is also presented in the IQAC meeting.

Number of responses received for the (SSS) survey = 212

Q.1 The percentage of syllabus covered in the class.

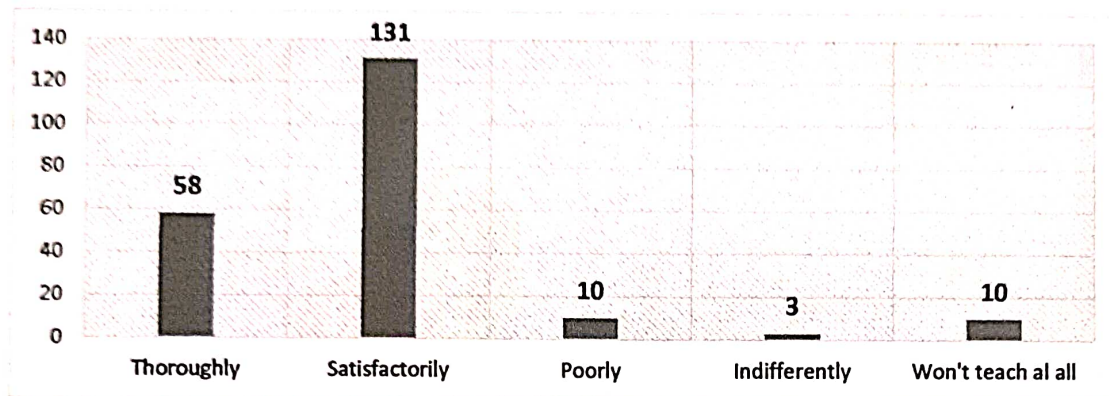
| Sr.No. | Options | Findings |
|--------|-------------|----------|
| 1 | 85% to 100% | 57 |
| 2 | 70% to 84% | 85 |
| 3 | 55% to 69% | 47 |
| 4 | 30% to 54% | 23 |
| 5 | Below 30% | 0 |
| | TOTAL | 212 |

QUESTION 1




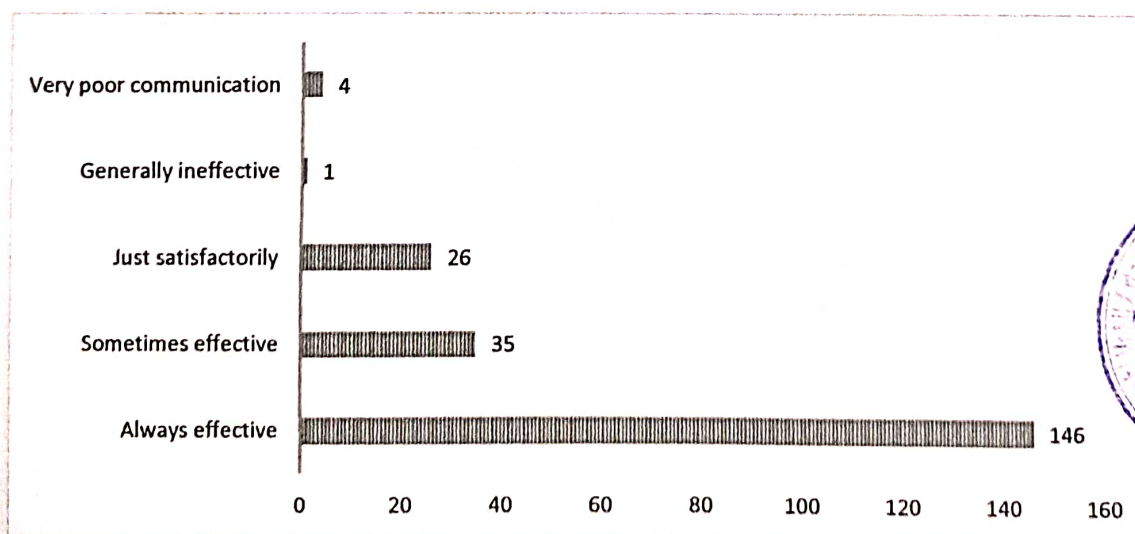
Q.2 The preparation of teachers towards lectures conducted.

| Sr.No. | Options | Findings |
|--------|--------------------|----------|
| 1 | Thoroughly | 58 |
| 2 | Satisfactorily | 131 |
| 3 | Poorly | 10 |
| 4 | Indifferently | 03 |
| 5 | Won't teach at all | 10 |
| | TOTAL | 212 |



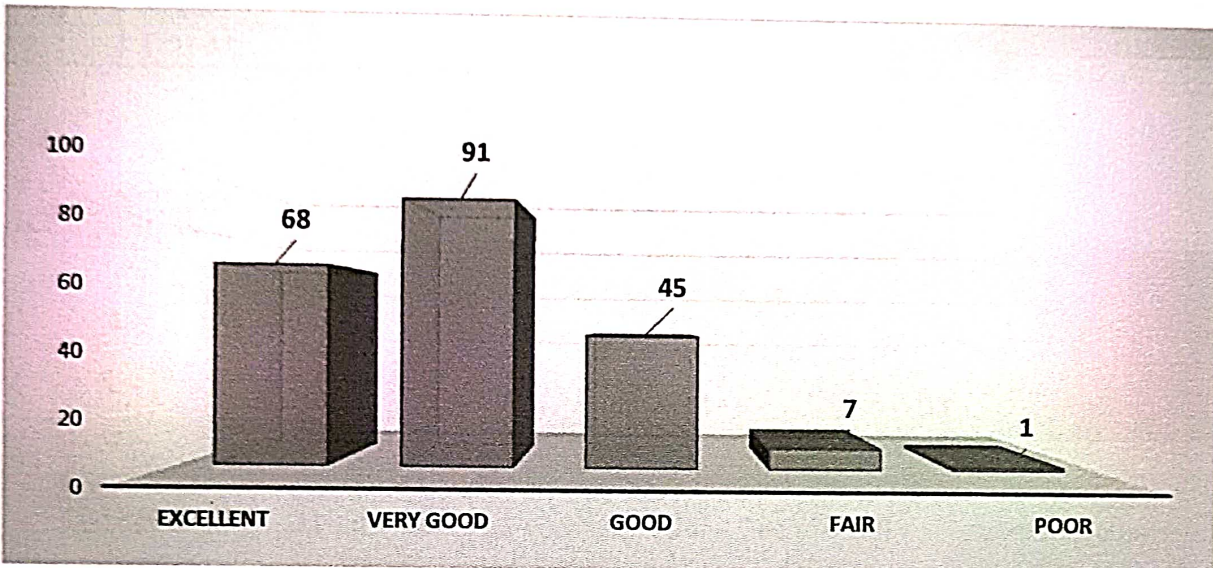
Q.3 The communication skill of teachers __

| Sr.No. | Options | Findings |
|--------|-------------------------|----------|
| 1 | Always effective | 146 |
| 2 | Sometimes effective | 35 |
| 3 | Just satisfactorily | 26 |
| 4 | Generally ineffective | 01 |
| 5 | Very poor communication | 04 |
| | TOTAL | 212 |



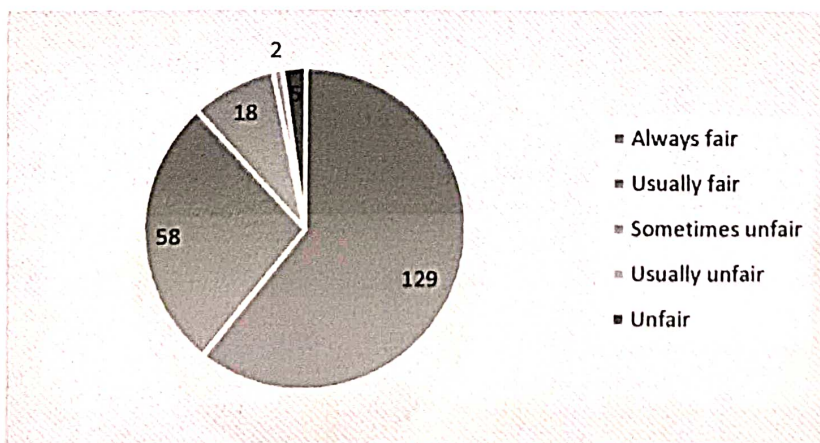
Q.4 The teacher's approach to teaching can best be described as...

| Sr.No. | Options | Findings |
|--------|-----------|----------|
| 1 | Excellent | 68 |
| 2 | Very good | 91 |
| 3 | Good | 45 |
| 4 | Fair | 07 |
| 5 | Poor | 01 |
| | TOTAL | 212 |



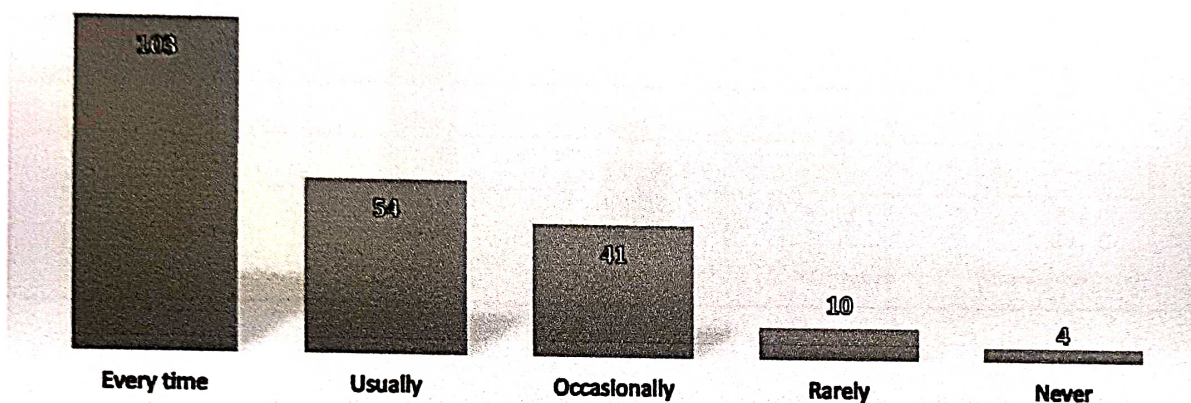
Q.5 Fairness of the internal evaluation process by the teachers.

| Sr.No. | Options | Findings |
|--------|------------------|----------|
| 1 | Always fair | 129 |
| 2 | Usually fair | 58 |
| 3 | Sometimes unfair | 18 |
| 4 | Usually unfair | 02 |
| 5 | Unfair | 05 |
| | TOTAL | 212 |




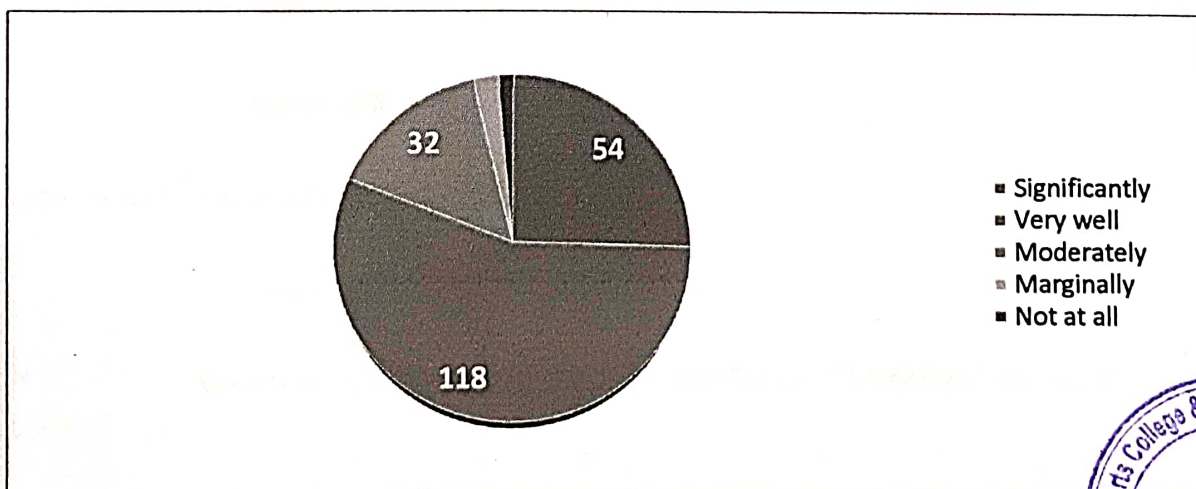
Q.6 The institute takes active interest in promoting on job training, student exchange, field visit, opportunities for students.

| Sr.No. | Options | Findings |
|--------|------------------------|----------|
| 1 | Every time | 103 |
| 2 | Usually | 54 |
| 3 | Occasionally/Sometimes | 41 |
| 4 | Rarely | 10 |
| 5 | Never | 04 |
| | TOTAL | 212 |



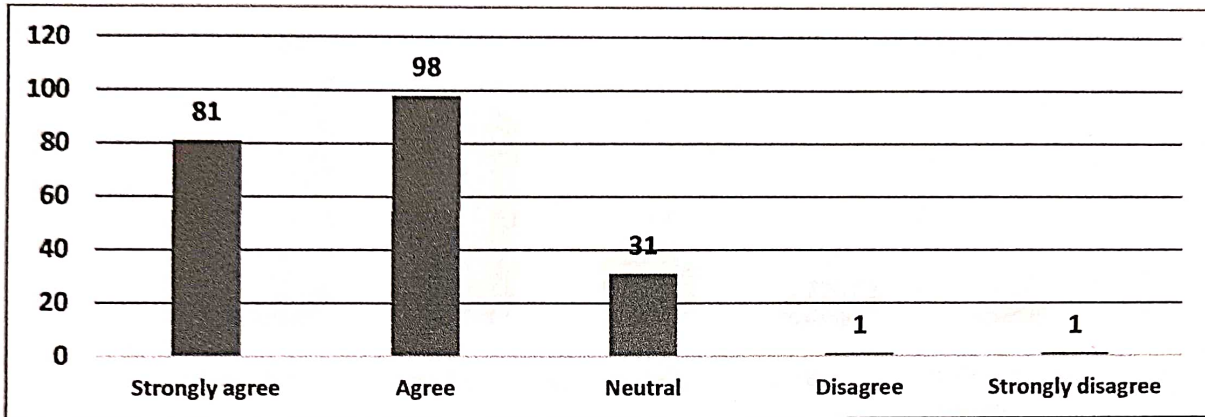
Q.7 The teaching and mentoring process in your institution facilitates you in cognitive, social and emotional growth.

| Sr.No. | Options | Findings |
|--------|---------------|----------|
| 1 | Significantly | 54 |
| 2 | Very well | 118 |
| 3 | Moderately | 32 |
| 4 | Marginally | 05 |
| 5 | Not at all | 03 |
| | TOTAL | 212 |



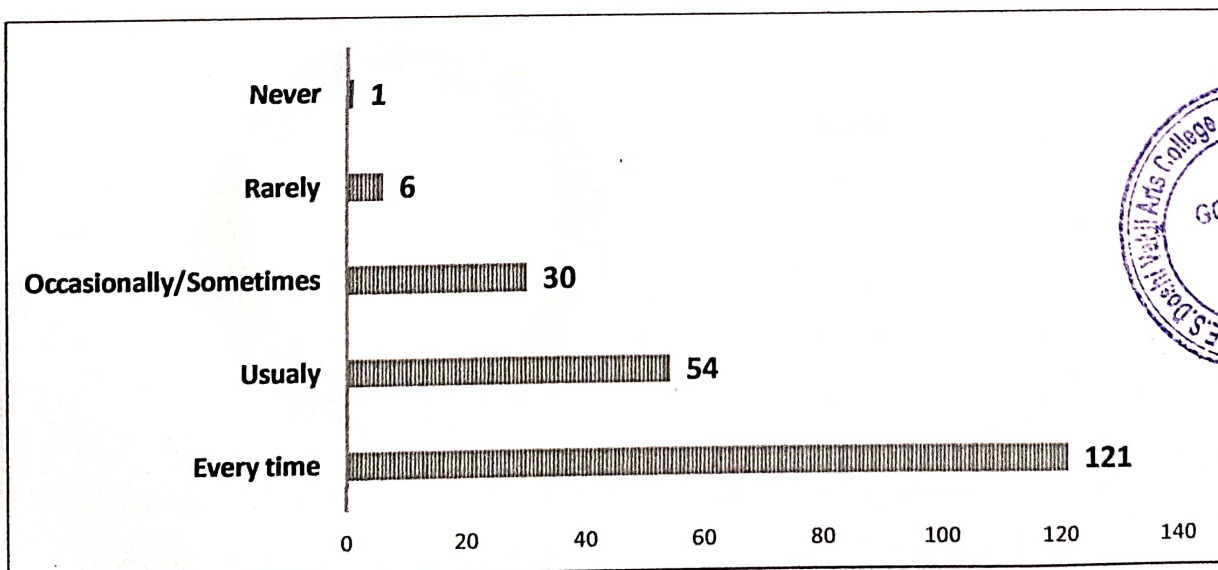
Q.8 The institution provides multiple opportunities to learn and grow.

| Sr.No. | Options | Findings |
|--------|-------------------|----------|
| 1 | Strongly agree | 81 |
| 2 | Agree | 98 |
| 3 | Neutral | 31 |
| 4 | Disagree | 01 |
| 5 | Strongly disagree | 01 |
| | TOTAL | 212 |



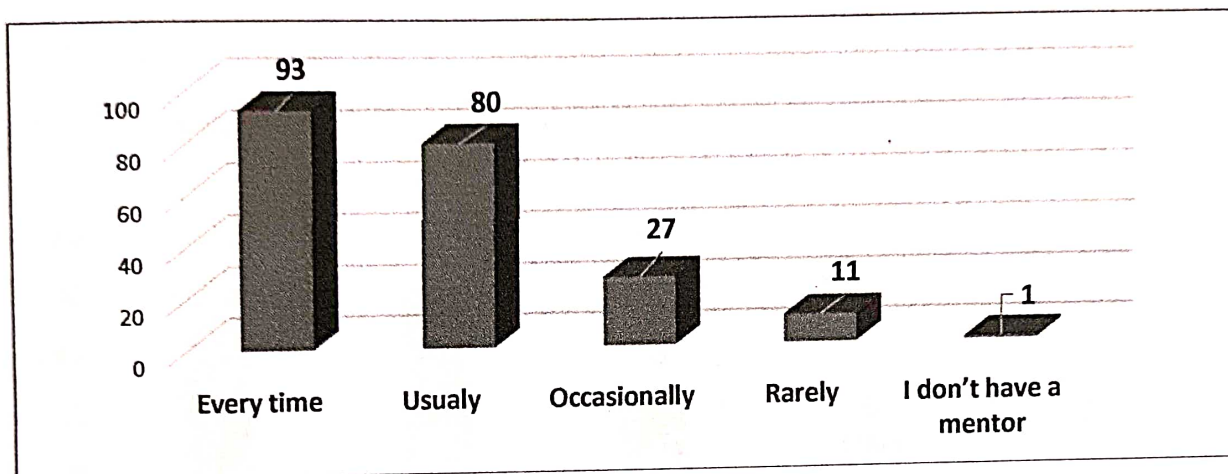
Q.9 Teachers inform you about your expected competencies, course outcomes and programme outcomes.

| Sr.No. | Options | Findings |
|--------|------------------------|----------|
| 1 | Every time | 121 |
| 2 | Usualy | 54 |
| 3 | Occasionally/Sometimes | 30 |
| 4 | Rarely | 06 |
| 5 | Never | 01 |
| | TOTAL | 212 |




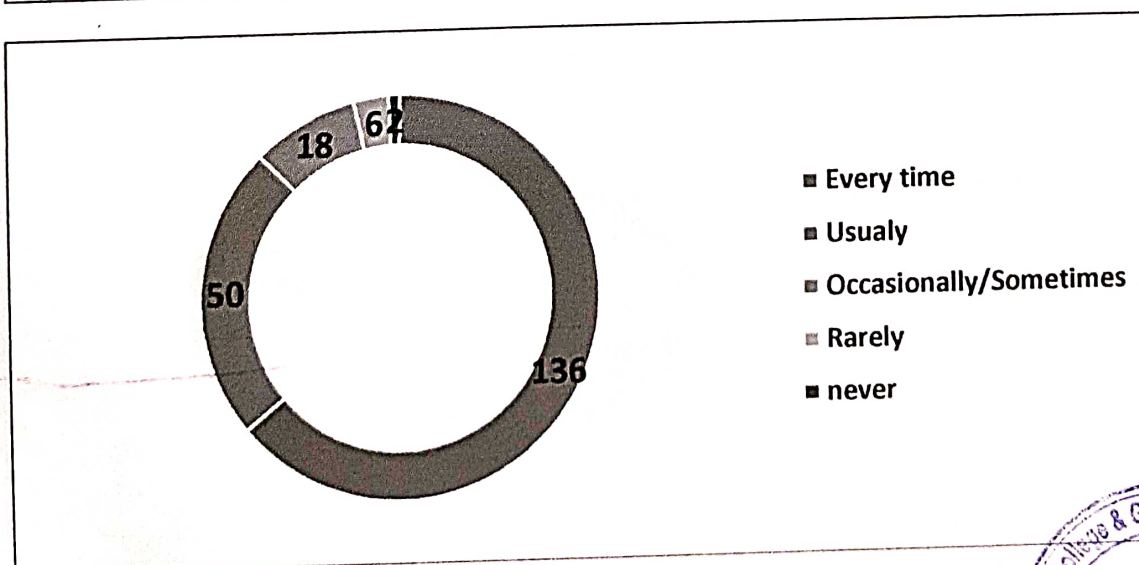
Q.10 Teachers inform you about your expected competencies, course outcomes and programme outcomes.

| Sr.No. | Options | Findings |
|--------|------------------------|----------|
| 1 | Every time | 93 |
| 2 | Usualy | 80 |
| 3 | Occasionally/Sometimes | 27 |
| 4 | Rarely | 11 |
| 5 | I don't have a mentor | 01 |
| | TOTAL | 212 |



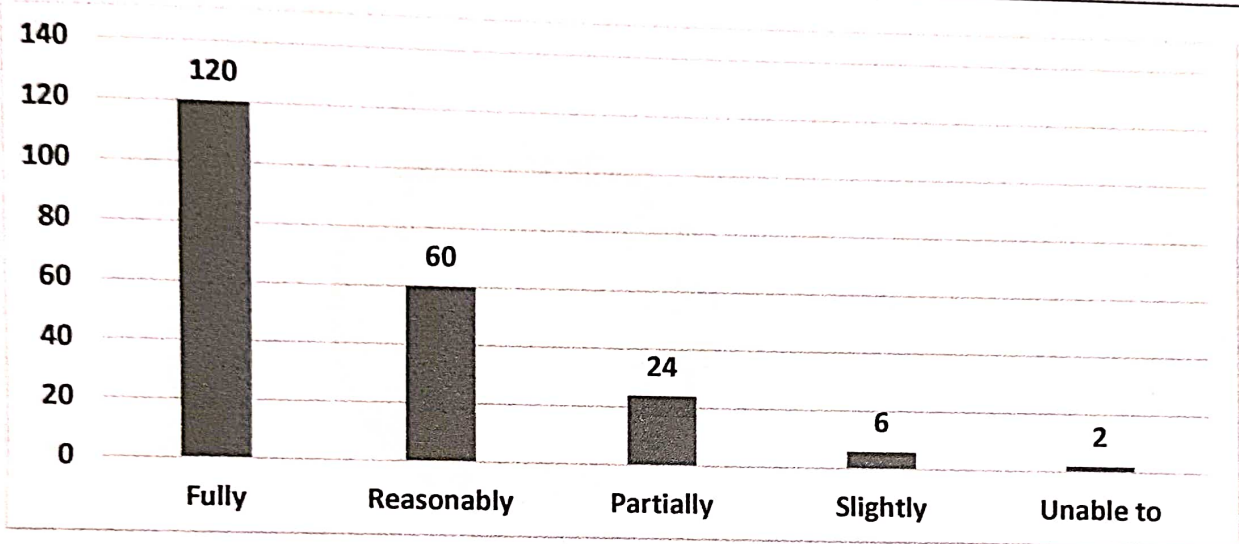
Q.11 The teachers illustrate the concepts through examples and applications.

| Sr.No. | Options | Findings |
|--------|------------------------|----------|
| 1 | Every time | 136 |
| 2 | Usualy | 50 |
| 3 | Occasionally/Sometimes | 18 |
| 4 | Rarely | 06 |
| 5 | never | 02 |
| | TOTAL | 212 |




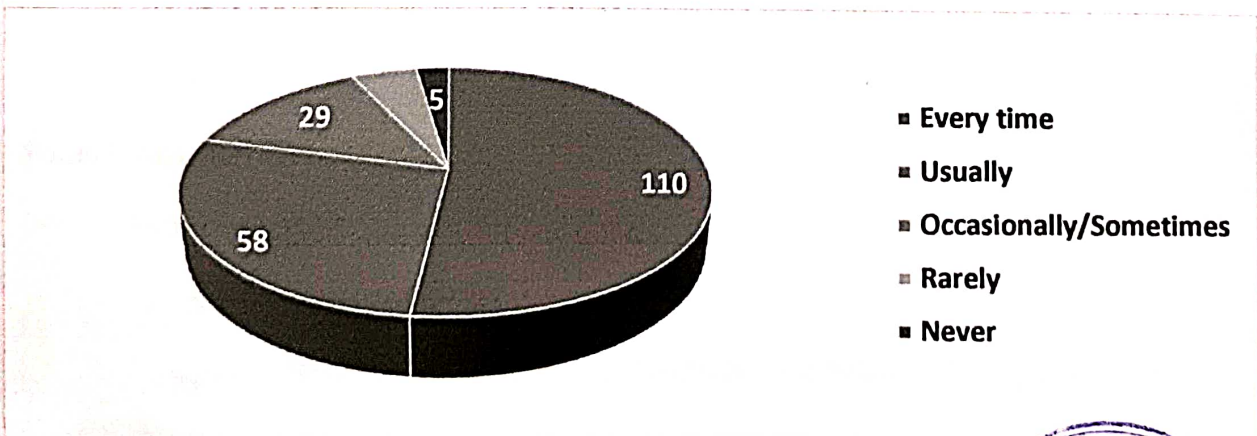
Q.12 The teachers identify your strengths and encourage you with providing right level of challenges.

| Sr.No. | Options | Findings |
|--------|------------|----------|
| 1 | Fully | 120 |
| 2 | Reasonably | 60 |
| 3 | Partially | 24 |
| 4 | Slightly | 06 |
| 5 | Unable to | 02 |
| | TOTAL | 212 |




Q.13 Teachers are able to identify your weakness and help you to overcome them.

| Sr.No. | Options | Findings |
|--------|------------------------|----------|
| 1 | Every time | 110 |
| 2 | Usually | 58 |
| 3 | Occasionally/Sometimes | 29 |
| 4 | Rarely | 10 |
| 5 | Never | 05 |
| | TOTAL | 212 |




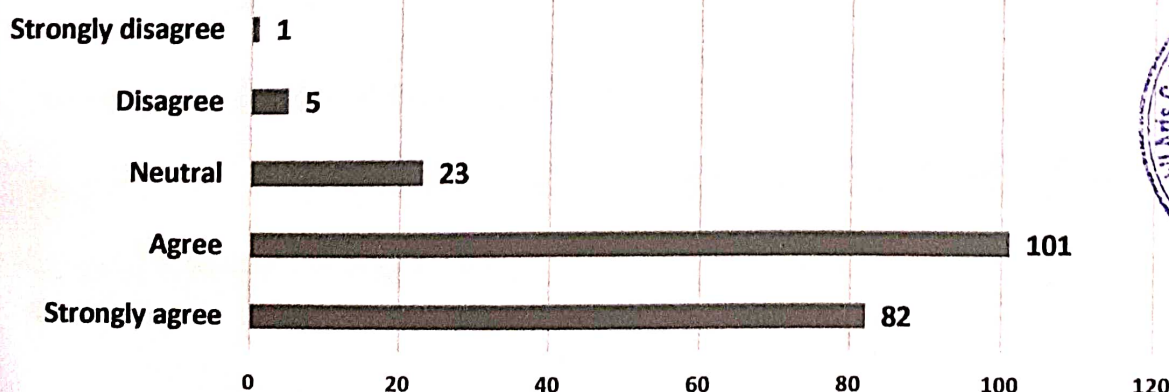
Q.14 The institute/teachers are student centric methods, such as experiential learning, participative learning and problem solving methodologies for enhancing learning experiences.

| Sr.No. | Options | Findings |
|--------|------------------------|----------|
| 1 | Every time | 110 |
| 2 | Usually | 58 |
| 3 | Occasionally/Sometimes | 29 |
| 4 | Rarely | 10 |
| 5 | Never | 05 |
| | TOTAL | 212 |



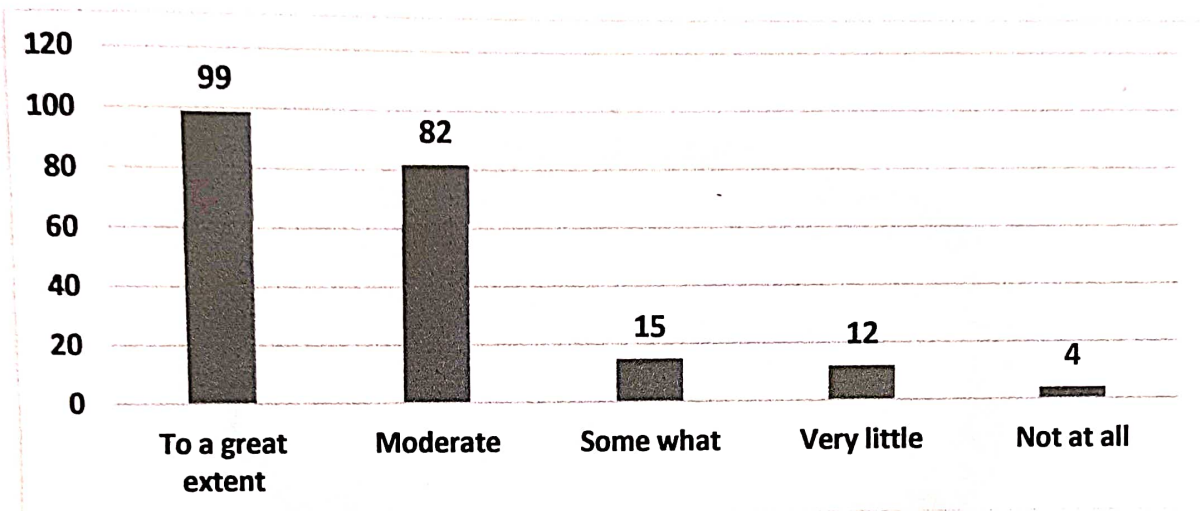
Q.15 Teachers encourage you to participate in extracurricular activities.

| Sr.No. | Options | Findings |
|--------|-------------------|----------|
| 1 | Strongly agree | 82 |
| 2 | Agree | 101 |
| 3 | Neutral | 23 |
| 4 | Disagree | 05 |
| 5 | Strongly disagree | 01 |
| | TOTAL | 212 |




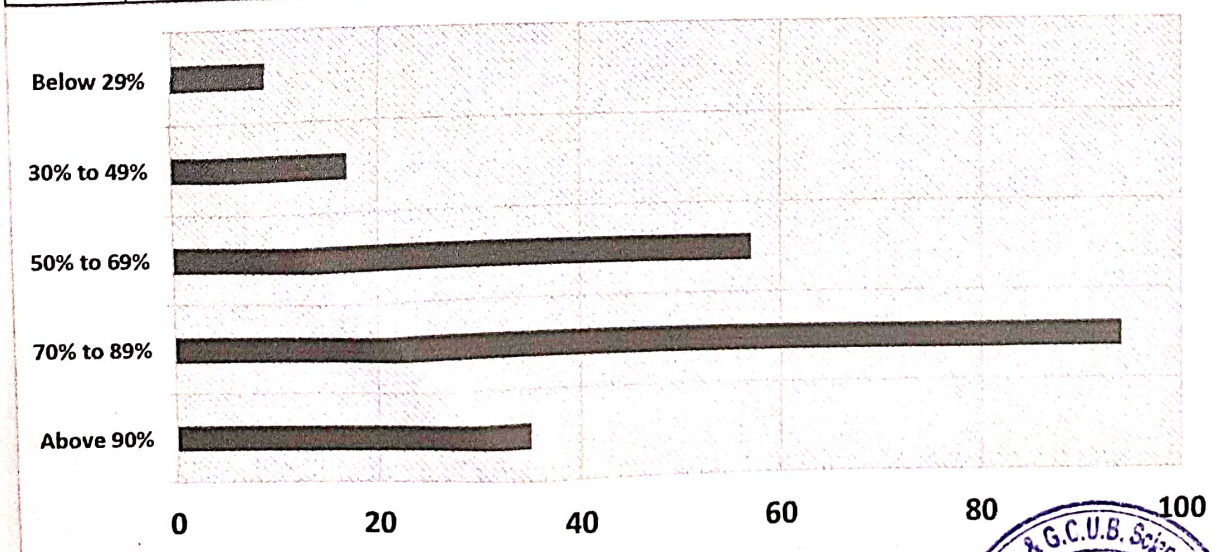
Q.16 Efforts are made by the institute/teachers to inculcate soft skill, like skills and employability skills to make you ready for the world of work.

| Sr.No. | Options | Findings |
|--------|-------------------|----------|
| 1 | To a great extent | 99 |
| 2 | Moderate | 82 |
| 3 | Some what | 15 |
| 4 | Very little | 12 |
| 5 | Not at all | 04 |
| | TOTAL | 212 |




Q.17 What Percentage of teacher use ICT tools such as LCD projector, Multimedia, etc. while teaching.

| Sr. No. | Options | Findings |
|---------|------------|----------|
| 1 | Above 90% | 35 |
| 2 | 70% to 89% | 94 |
| 3 | 50% to 69% | 57 |
| 4 | 30% to 49% | 17 |
| 5 | Below 29% | 09 |
| | TOTAL | 212 |



Q.18 The overall quality of teaching-learning process in your in your institute is very good.

| Sr. No. | Options | Findings |
|---------|-------------------|----------|
| 1 | Strongly agree | 83 |
| 2 | Agree | 104 |
| 3 | Neutral | 21 |
| 4 | Disagree | 03 |
| 5 | Strongly disagree | 01 |
| | TOTAL | 212 |



Strongly agree
 Agree
 Neutral
 Disagree
 Strongly disagree

IQAC co-ordinator



I/c PRINCIPAL
 Mangaon Taluka Education Society's
 Doshi Vakil Arts College and
 G.C.U.B. Science & Commerce College
 Goregaon-Raigad (402 103)