

Mangaon Taluka Education Society's  
**Doshi Vakil Arts College and G.C.U.B.**  
**Science & Commerce College,**  
 Goregaon-Raigad

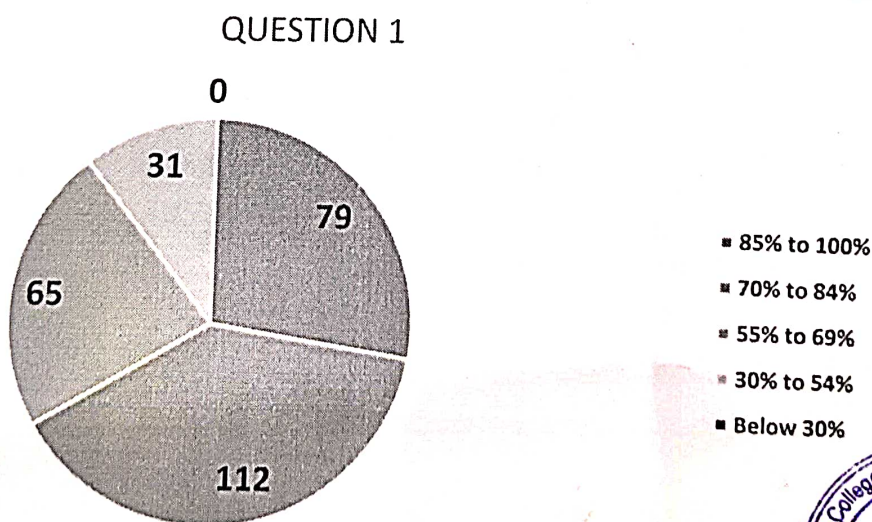
## STUDENT'S SATISFACTION SURVEY (A.Y. 2019-2020)

For the NAAC AQAR (2019-20), Students Satisfaction Survey (SSS) was conducted among the students of the college through offline on computer. The questionnaire has been framed based on NAAC guidelines. The result of this survey is based on the response of 287 students. The result of survey is displayed on the college website and it is also presented in the IQAC meeting.

Number of responses received for the (SSS) survey = 287

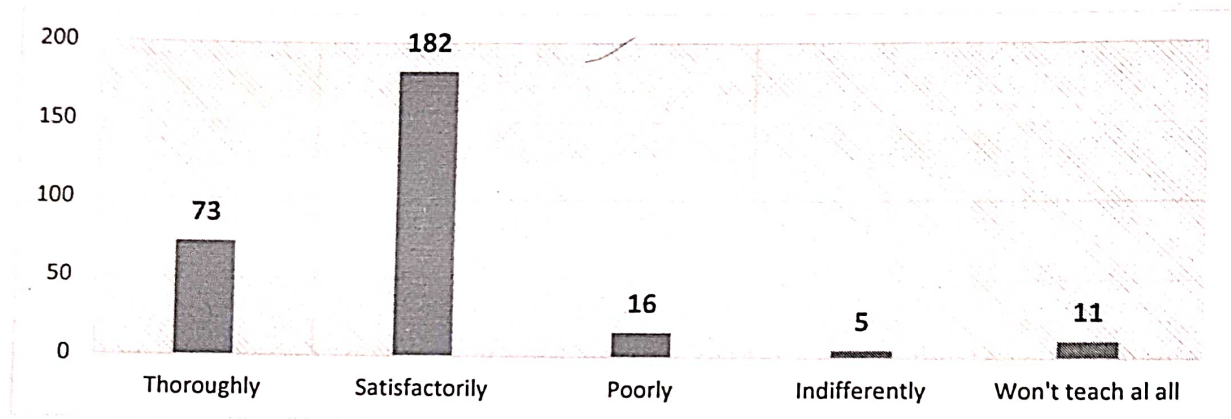
Q.1 The percentage of syllabus covered in the class.

Sr.No.	Options	Responses
1	85% to 100%	79
2	70% to 84%	112
3	55% to 69%	65
4	30% to 54%	31
5	Below 30%	0
	TOTAL	287



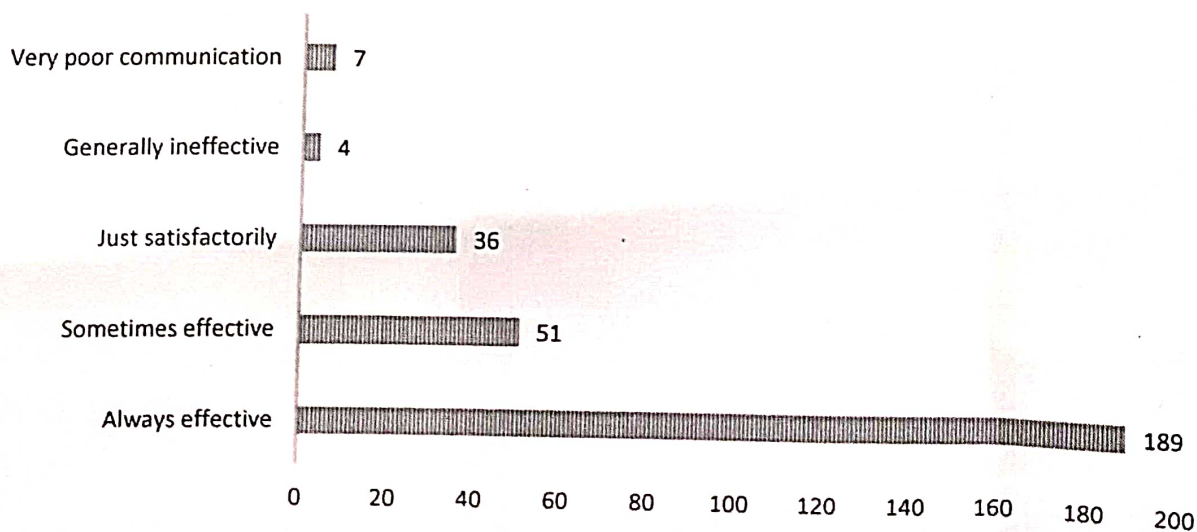
**Q.2 The preparation of teachers towards lectures conducted.**

Sr.No.	Options	Responses
1	Thoroughly	73
2	Satisfactorily	182
3	Poorly	16
4	Indifferently	05
5	Won't teach at all	11
	TOTAL	287



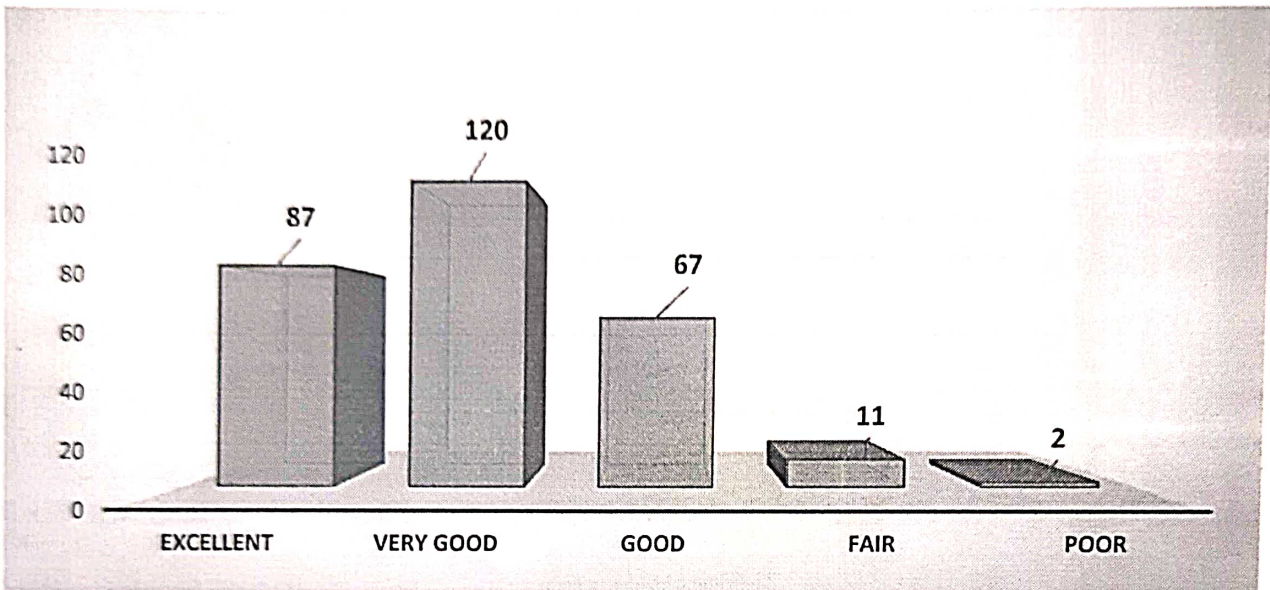
**Q.3 The communication skill of teachers \_\_**

Sr.No.	Options	Responses
1	Always effective	189
2	Sometimes effective	51
3	Just satisfactorily	36
4	Generally ineffective	04
5	Very poor communication	07
	TOTAL	287



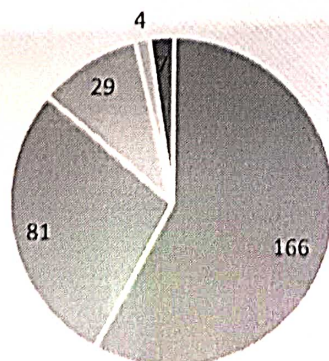
Q.4 The teacher's approach to teaching can best be described as...

Sr.No.	Options	Responses
1	Excellent	87
2	Very good	120
3	Good	67
4	Fair	11
5	Poor	02
	TOTAL	287



Q.5 Fairness of the internal evaluation process by the teachers.

Sr.No.	Options	Responses
1	Always fair	166
2	Usually fair	81
3	Sometimes unfair	29
4	Usually unfair	04
5	Unfair	07
	TOTAL	287

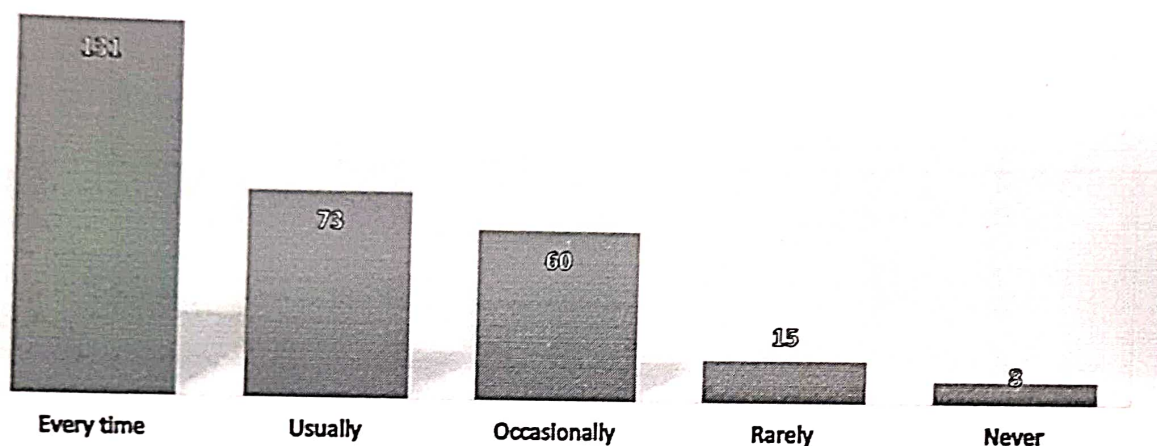


- Always fair
- Usually fair
- Sometimes unfair
- Usually unfair
- Unfair




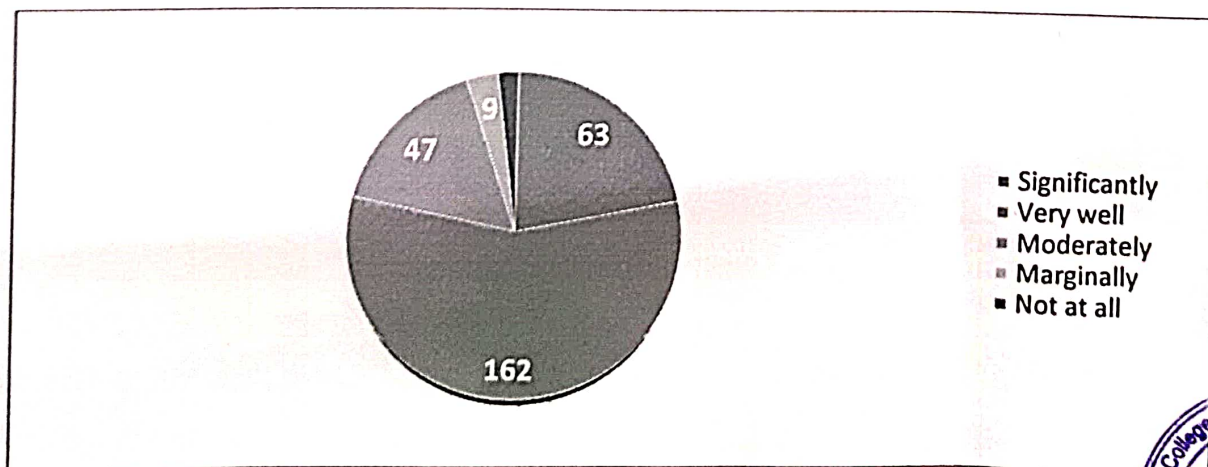
Q.6 The institute takes active interest in promoting on job training, student exchange, field visit, opportunities for students.

Sr.No.	Options	Responses
1	Every time	131
2	Usually	73
3	Occasionally/Sometimes	60
4	Rarely	15
5	Never	08
	TOTAL	287



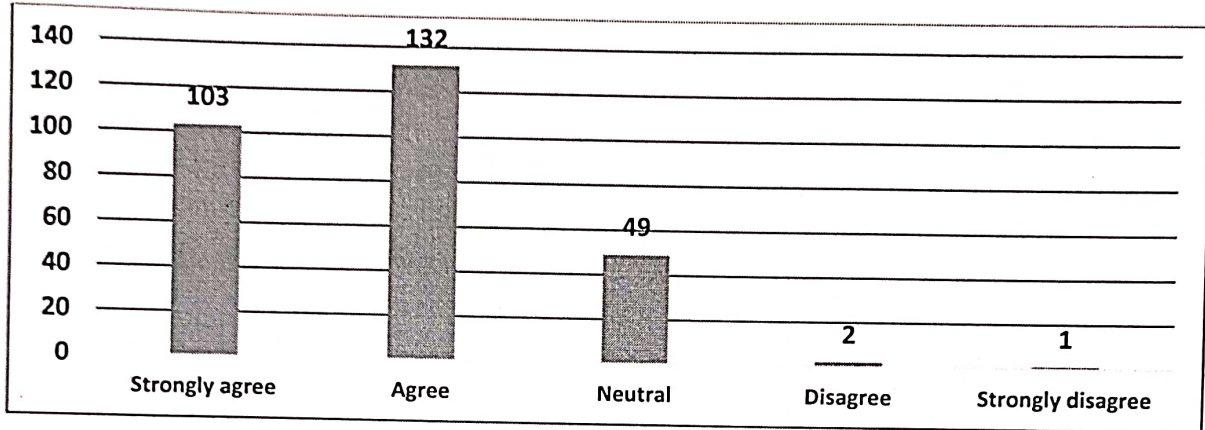
Q.7 The teaching and mentoring process in your institution facilitates you in cognitive, social and emotional growth.

Sr.No.	Options	Responses
1	Significantly	63
2	Very well	162
3	Moderately	47
4	Marginally	09
5	Not at all	06
	TOTAL	287



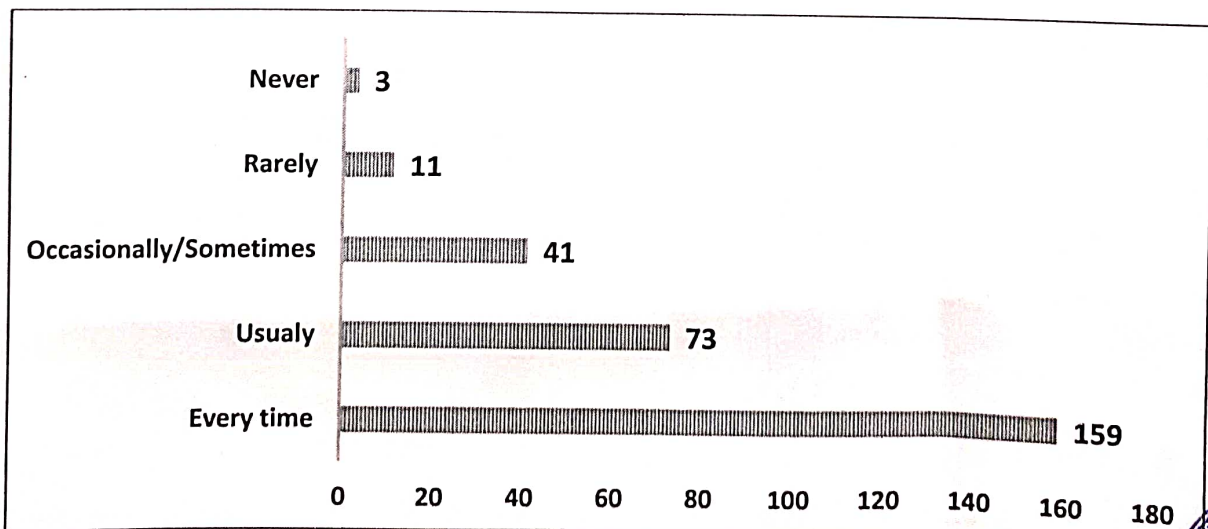
Q.8 The institution provides multiple opportunities to learn and grow.

Sr.No.	Options	Responses
1	Strongly agree	103
2	Agree	132
3	Neutral	49
4	Disagree	02
5	Strongly disagree	01
	TOTAL	287



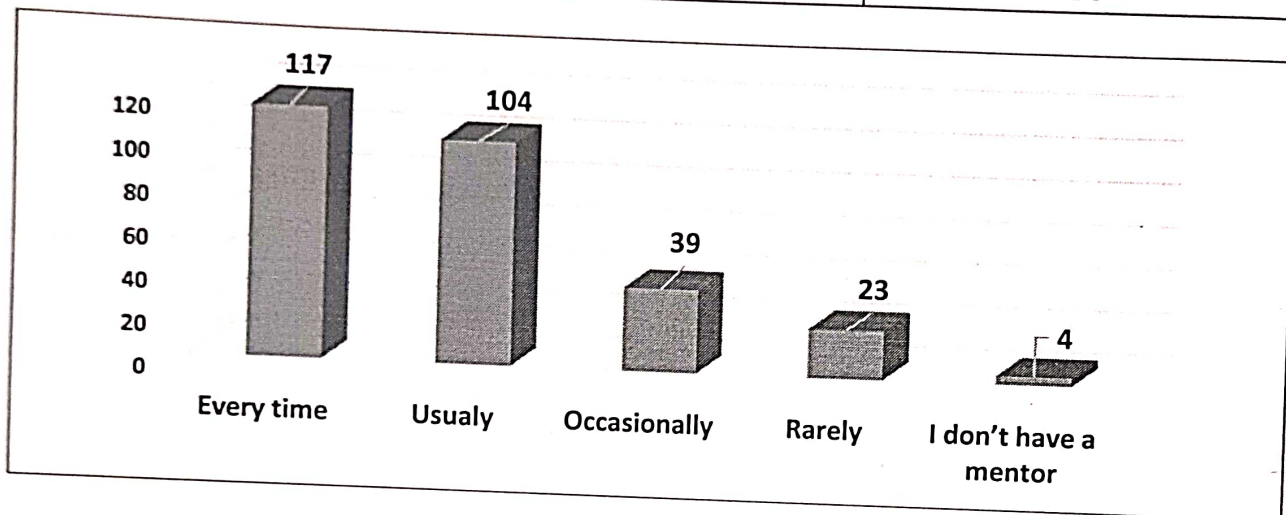
Q.9 Teachers inform you about your expected competencies, course outcomes and programme outcomes.

Sr.No.	Options	Responses
1	Every time	159
2	Usualy	73
3	Occasionally/Sometimes	41
4	Rarely	11
5	Never	03
	TOTAL	287



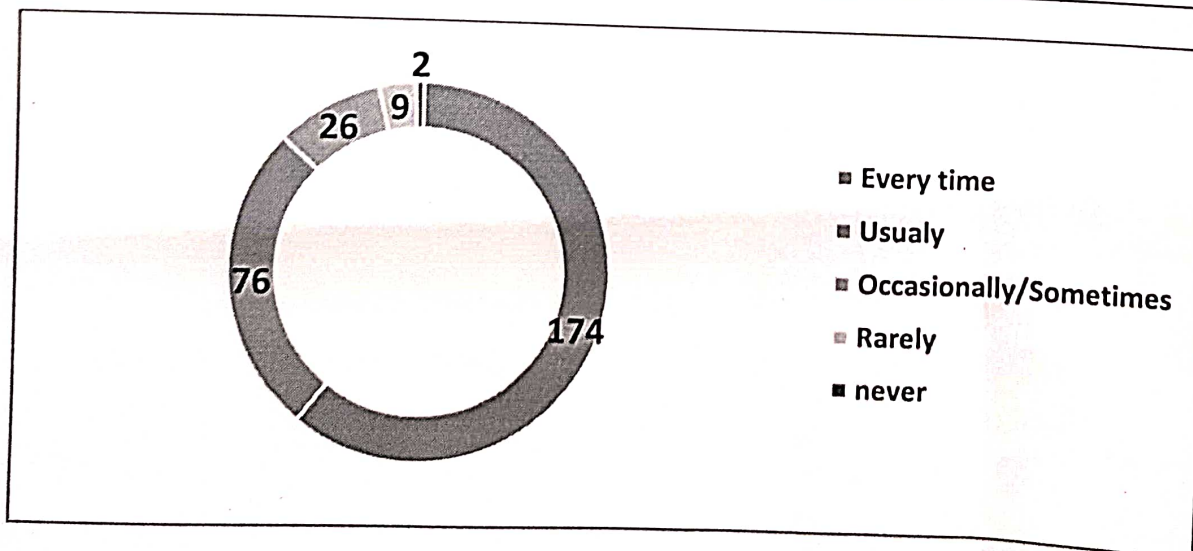
Q.10 Teachers inform you about your expected competencies, course outcomes and programme outcomes.

Sr.No.	Options	Responses
1	Every time	117
2	Usualy	104
3	Occasionally/Sometimes	39
4	Rarely	23
5	I don't have a mentor	04
	TOTAL	287



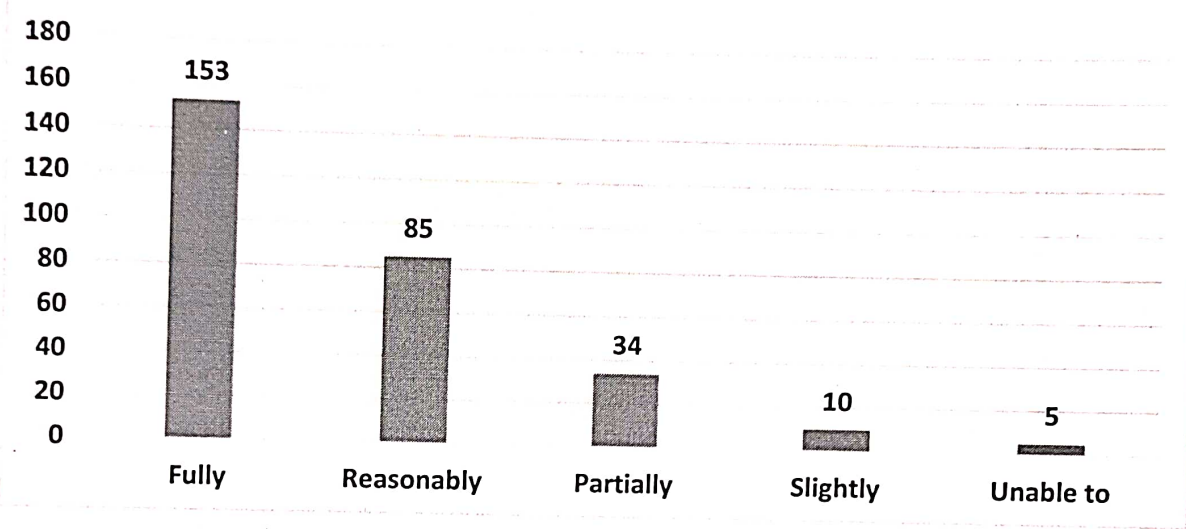
Q.11 The teachers illustrate the concepts through examples and applications.

Sr.No.	Options	Responses
1	Every time	174
2	Usualy	76
3	Occasionally/Sometimes	26
4	Rarely	09
5	never	02
	TOTAL	287




**Q.12** The teachers identify your strengths and encourage you with providing right level of challenges.

Sr.No.	Options	Responses
1	Fully	153
2	Reasonably	85
3	Partially	34
4	Slightly	10
5	Unable to	05
	TOTAL	287



**Q.13** Teachers are able to identify your weakness and help you to overcome them.

Sr.No.	Options	Responses
1	Every time	143
2	Usually	78
3	Occasionally/Sometimes	37
4	Rarely	19
5	Never	10
	TOTAL	287




- Every time
- Usually
- Occasionally
- Rarely
- Never




Q.14 The institute/teachers are student centric methods, such as experiential learning, participative learning and problem solving methodologies for enhancing learning experiences.

Sr.No.	Options	Responses
1	Every time	129
2	Usually	99
3	Occasionally/Sometimes	34
4	Rarely	15
5	Never	10
	TOTAL	287



Q.15 Teachers encourage you to participate in extracurricular activities.

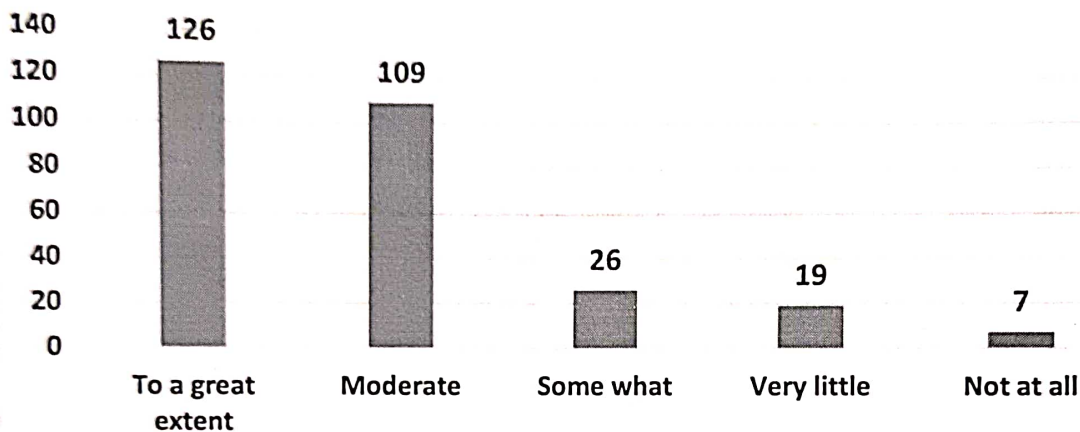
Sr.No.	Options	Responses
1	Strongly agree	101
2	Agree	139
3	Neutral	36
4	Disagree	09
5	Strongly disagree	02
	TOTAL	287





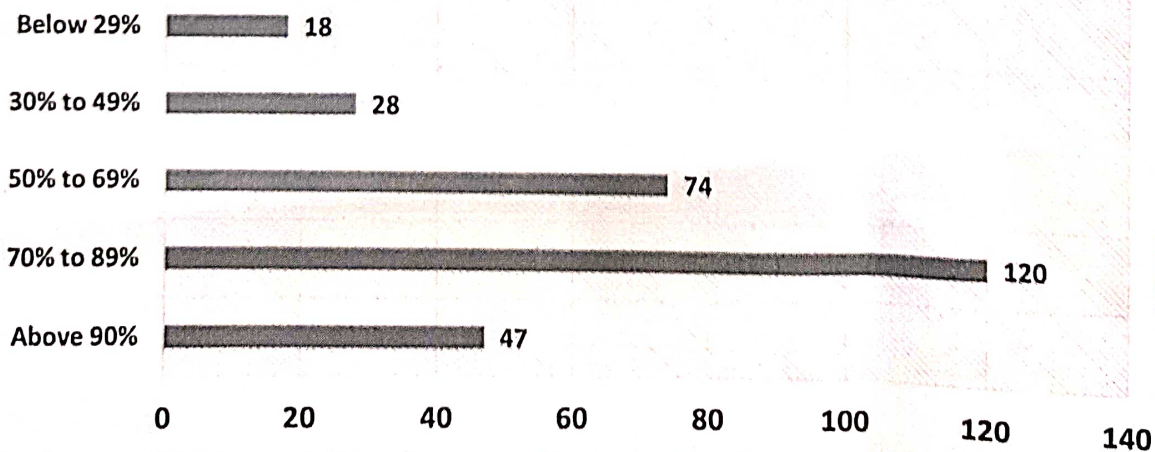
Q.16 Efforts are made by the institute/teachers to inculcate soft skill, like skills and employability skills to make you ready for the world of work.

Sr.No.	Options	Responses
1	To a great extent	126
2	Moderate	109
3	Some what	26
4	Very little	19
5	Not at all	07
	TOTAL	287



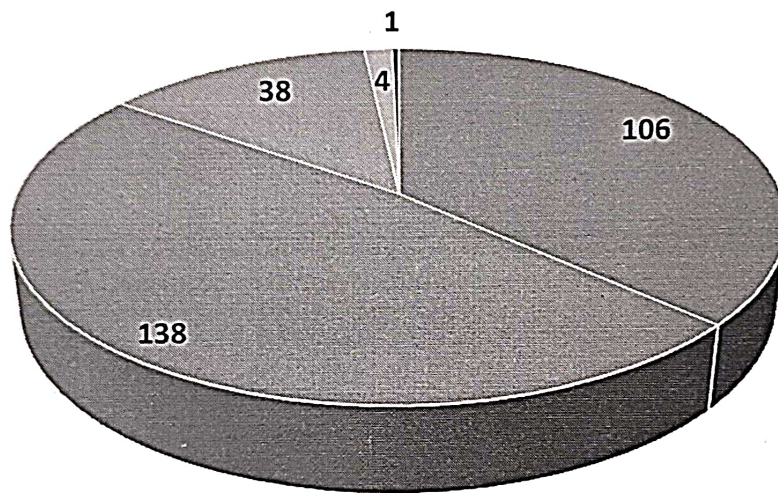
Q.17 What Percentage of teacher use ICT tools such as LCD projector, Multimedia, etc. while teaching.

Sr. No.	Options	Responses
1	Above 90%	47
2	70% to 89%	120
3	50% to 69%	74
4	30% to 49%	28
5	Below 29%	18
	TOTAL	287




Q.18 The overall quality of teaching-learning process in your in your institute is very good.

Sr. No.	Options	Responses
1	Strongly agree	106
2	Agree	138
3	Neutral	38
4	Disagree	04
5	Strongly disagree	01
	TOTAL	287



Strongly agree  
  Agree  
  Neutral  
  Disagree  
  Strongly disagree

  
**DR. Shrikant B. Chandorkar**  
 IQAC Coordinator

  
**Dr. Jagdish B. Thakur**  
 I/C PRINCIPAL  
 Mangaon Taluka Education Society's  
 Doshi Vakil Arts College and  
 G.C.U.B. Science & Commerce College  
 Goregaon-Raigad (402 103)

